





## Contact Functions - Switches, Push-buttons, Indication lamps





	Labeling number	Terminal number	Contact connection	Number of modules	Mounting number
	301 814	301 202 21	1/0	1	3018
	301 815	301 202 21	1/0	2	3019
	301 816	301 202 21	1/0	3	3020
	301 817	301 202 21	1/0	4	3021
	301 818	301 202 21	1/0	5	3022
	301 819	301 202 21	1/0	6	3023

	Labeling number	Terminal number	Contact connection	Number of modules	Mounting number
	302 810	302 202 21	1/0	1	3028
	302 811	302 202 21	1/0	2	3029
	302 812	302 202 21	1/0	3	3030
	302 813	302 202 21	1/0	4	3031
	302 814	302 202 21	1/0	5	3032
	302 815	302 202 21	1/0	6	3033
	303 816	303 202 21	1/0	1	3038
	303 817	303 202 21	1/0	2	3039
	303 818	303 202 21	1/0	3	3040
	303 819	303 202 21	1/0	4	3041
	303 820	303 202 21	1/0	5	3042
	303 821	303 202 21	1/0	6	3043

	Labeling number	Terminal number	Contact connection	Number of modules	Mounting number
	304 810	304 202 21	1/0	1	3048
	304 811	304 202 21	1/0	2	3049
	304 812	304 202 21	1/0	3	3050
	304 813	304 202 21	1/0	4	3051
	304 814	304 202 21	1/0	5	3052
	304 815	304 202 21	1/0	6	3053
<b>Terminal number 301 202 21 is not available</b>					
	305 810		1/0	1	3058
	305 811		1/0	2	3059

	Labeling number	Terminal number	Contact connection	Number of modules	Mounting number
	305 816	305 202 21	1/0 + 1/0	4	3068
	305 817	305 202 21	1/0 + 1/0	4	3069
	305 818	305 202 21	1/0 + 1/0	4	3070
	305 819	305 202 21	1/0 + 1/0	4	3071
	305 820	305 202 21	1/0 + 1/0	4	3072
	305 821	305 202 21	1/0 + 1/0	4	3073
<b>Terminal number 301 202 21 is not available</b>					
	306 810		1/0	1	3078

	Labeling number	Terminal number	Contact connection	Number of modules	Mounting number
	307 810	307 202 21	1/0	1	3088
	307 811	307 202 21	1/0	2	3089
	307 812	307 202 21	1/0	3	3090

Contact Functions - Switches, Push-buttons, Indication lamps							
Labeling number	Nominal current	Nominal voltage	Contact combination	Number of modules	Reference number		
	3.11 R	5A, 250 V	1/1	3	90.11		
	3.12 R	5A, 250 V	1/1	3	90.12		
	3.13 R	5A, 250 V	1/1 + 1/1	3	90.13		
Push-button with indicator lamp							
	Labeling number	Nominal current	Nominal voltage	Contact combination	Number of modules	Reference number	
	3.14 R	5A, 250 V	250 V		3	90.14	
To enable the push-button with indicator lamp (see below)							
	Labeling number	Nominal current	Nominal voltage	Color	Number of modules	Reference number	
	3.15 R				3	90.15	
	3.16 R		5A			3	90.16
	3.17 R		5A			3	90.17
	3.18 R		5A			3	90.18
	3.19 R				Red	3	90.19
	3.20 R				Green	3	90.20
Switch with lamp							
	Labeling number	Nominal current	Nominal voltage		Number of modules	Reference number	
	3.21 R	5A	250 V		3	90.21	
	Labeling number	Nominal current	Nominal voltage	Number of poles	Number of modules	Reference number	
	3.22 R	5A	250 V	1/1	3	90.22	
	3.23 R	5A	250 V	1/1	3	90.23	
	3.24 R	5A	250 V	1/1	3	90.24	