



## Air circuit breakers - Special versions

### Series MEGT07 1200V/1500V/DC 1250 up to 5000 A

#### Description

The air circuit breakers MEGT07 are suitable for use as disconnecting switch in DC distributions up to a rated voltage of DC 1200V (single pole breaking) and DC 1500V (two pole breaking in series). For these applications the standard 3-pole types MET07H are provided with modified heightened arc chutes to cover the requirements. For accessories e.g. motordrives, auxiliary trips please refer to pages K.15-17.

#### Conformity

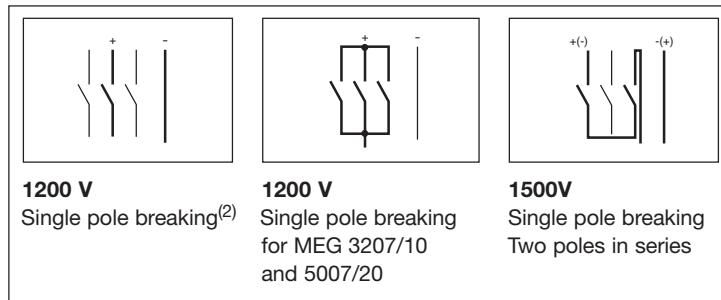
The disconnecting switch MEGT07 comply with the standard "Low-voltage switchgear and control gear" VDE 0660 Part 107, respectively IEC 947-3.

#### Installation

Terminations are rear side suitable only for horizontal plane. The circuit breaker can be mounted on the base without additional parts. A withdrawable version is not available.

#### Power supply

1200V: upper terminals / 1500V: either on upper or lower terminals. The disconnecting switch must be connected in the DC network as shown in the diagrams below.



#### Technical data

Frame size		10	20	40	10	20
Series MEGT		1257	2007	3207	3207/10	5007/20
Rated insulation voltage Ui				DC 1500V		
Rated impulse withstand voltage Uimp				8kV		
Pollution degree				3		
Rated voltage Ue		Up to DC 1500V			DC 1200V <sup>(2)</sup>	
Rated current Ie				Fixed		
Pollution degree IP00	Temperature					
<i>For use in enclosures with interior temperatures of 40 to 60°C the relevant IP00 values can be applied basically. Connection cross sections are to be rated to the rated current of the equipment.</i>	40°C (A)	1250	2000	3200	3200	5000
	45°C (A)	1250	1980	3200	3200	5000
	50°C (A)	1250	1920	3200	3200	5000
	55°C (A)	1250	1840	3200		
	60°C (A)	1250	1760	3100		
Rated breaking capacity Icn according to IEC 947-2	DC 750V <sup>(2)</sup> (kA)	-	-	-	10	10
Power supply to top	DC 1200V (kA)	30	30	35	30	20
Icu = Ics	DC 1500V (kA)	20	20	25	-	-

(1) Two pole breaking on request

(2) Version for stationary railway application acc. to EN 50123-2 and -3, only type MEGT for DC 750V

## Order codes

### Series ME07S1 - 3 poles, 630 up to 3200 A

500 V/AC

STANDARD RANGE



**Circuit breaker 3-pole**  
equipped with:

- current transformer,
- electronic trip unit type bse 3-3 rms<sup>(1)</sup>
- handoperated mechanism type X2
- 11 auxiliary contacts 5 NO, 6 NC

Frame size	Rated current of breaker I <sub>n</sub> [A]	Rated current of current transformer I <sub>CT</sub> [A]	Type	Horizontal terminals		Vertical terminals		Pack.	
				Ref. No.	kg	Ref. No.	kg		
3P	10	630	250	ME637S1	758140	44	758141	47	1
	10	630	400	ME637S1	758142	44	758143	47	1
	10	630	630	ME637S1	758144	44	758145	47	1
	10	800	800	ME800S1	758146	45	758147	48	1
	10	1000	1000	ME1007S1	758148	45	758149	50	1
	10	1250	1250	ME1257S1	758150	46	758151	53	1
	20	1600	1600	ME1607S1	758152	52	758153	62	1
	20	2000	2000	ME2007S1	758154	52	758155	62	1
	30	2500	2500	ME2507S1	758156	76	758157	90	1
	40	3200	3200	ME3207S1	758158	89	758159	109	1

### Series ME07S1/S - 3 poles, 630 up to 3200 A

690 V/AC

STANDARD RANGE



**Circuit breaker 3-pole**  
equipped with:

- current transformer,
- electronic trip unit type bse 3-3 rms<sup>(1)</sup>
- handoperated mechanism type X2
- 11 auxiliary contacts 5 NO, 6 NC

Frame size	Rated current of breaker I <sub>n</sub> [A]	Rated current of current transformer I <sub>CT</sub> [A]	Type	Horizontal terminals		Vertical terminals		Pack.	
				Ref. No.	kg	Ref. No.	kg		
3P	10	630	250	ME637S1	758570	44	758571	47	1
	10	630	400	ME637S1	758572	44	758573	47	1
	10	630	630	ME637S1	758574	44	758575	47	1
	10	800	800	ME800S1	758576	45	758577	48	1
	10	1000	1000	ME1007S1	758578	45	758579	50	1
	10	1250	1250	ME1257S1	758580	46	758581	53	1
	20	1600	1600	ME1607S1	758582	52	758583	62	1
	20	2000	2000	ME2007S1	758584	52	758585	62	1
	30	2500	2500	ME2507S1	758586	76	758587	90	1
	40	3200	3200	ME3207S1	758588	89	758589	109	1

(1) For other trip unit types please refer to table on page K.13

## Order codes

### Series ME07H - 3 poles, 630 up to 3200 A 500 V/AC

HIGH PERFORMANCE RANGE



**Circuit breaker 3-pole**  
equipped with:

- current transformer
- electronic trip unit type bse 3-3 rms<sup>(1)</sup>
- handoperated mechanism type X2
- 11 auxiliary contacts 5 NO, 6 NC

3P	Frame size	Rated current of breaker I <sub>n</sub> [A]	Rated current of current transformer I <sub>CT</sub> [A]	Type	Horizontal terminals		Vertical terminals		Pack.
					Ref. No.	kg	Ref. No.	kg	
	10	630	250	ME637H	758190	44	758191	47	1
	10	630	400	ME637H	758192	44	758193	47	1
	10	630	630	ME637H	758194	44	758195	47	1
	10	800	800	ME800H	758196	45	758197	48	1
	10	1000	1000	ME1007H	758198	45	758199	50	1
	10	1250	1250	ME1257H	758200	46	758201	53	1
	20	1600	1600	ME1607H	758202	52	758203	62	1
	20	2000	2000	ME2007H	758204	52	758205	62	1
	30	2500	2500	ME2507H	758206	76	758207	90	1
	40	3200	3200	ME3207H	758208	89	758209	109	1

### Series ME07H - 3 poles, 630 up to 3200 A 690 V/AC

HIGH PERFORMANCE RANGE



**Circuit breaker 3-pole**  
equipped with:

- current transformer
- electronic trip unit type bse 3-3 rms<sup>(1)</sup>
- handoperated mechanism type X2
- 11 auxiliary contacts 5 NO, 6 NC

3P	Frame size	Rated current of breaker I <sub>n</sub> [A]	Rated current of current transformer I <sub>CT</sub> [A]	Type	Horizontal terminals		Vertical terminals		Pack.
					Ref. No.	kg	Ref. No.	kg	
	10	630	250	ME637H	758630	44	758568	47	1
	10	630	400	ME637H	758688	44	758633	47	1
	10	630	630	ME637H	758634	44	758635	47	1
	10	800	800	ME800H	758636	45	758637	48	1
	10	1000	1000	ME1007H	758638	45	758639	50	1
	10	1250	1250	ME1257H	758640	46	758641	53	1
	20	1600	1600	ME1607H	758642	52	758643	62	1
	20	2000	2000	ME2007H	758644	52	758645	62	1
	30	2500	2500	ME2507H	758646	76	758647	90	1
	40	3200	3200	ME3207H	758648	89	758649	109	1

### Series ME07H/S - 3 pole, 630 up to 3200 A 1000 V/AC

HIGH PERFORMANCE RANGE



**Circuit breaker 3-pole**  
equipped with:

- current transformer
- electronic trip unit type bse 3-3 rms<sup>(1)</sup>
- handoperated mechanism type X2
- 11 auxiliary contacts 5 NO, 6 NC

3P	Frame size	Rated current of breaker I <sub>n</sub> [A]	Rated current of current transformer I <sub>CT</sub> [A]	Type	Horizontal terminals Heightened arc chute (extended breaking capacity)		Pack.
					Ref. No.	kg	
	10	630	250	ME637H	784161	57	1
	10	630	400	ME637H	784162	57	1
	10	630	630	ME637H	784163	57	1
	10	800	800	ME800H	784164	58	1
	10	1000	1000	ME1007H	784165	58	1
	10	1250	1250	ME1257H	784166	59	1
	20	1600	1600	ME1607H	784167	65	1
	20	2000	2000	ME2007H	784168	65	1
	40	3200	3200	ME3207H	784169	113	1

(1) For other trip unit types please refer to table on page, K.13

## Order codes

### Disconnecting switches - Series MET07S1 - 3 poles, 630 up to 3200 A 500 V/AC

**STANDARD RANGE**



3P

**Disconnecting switch**

equipped with:

- handoperated mechanism type X2
- 11 auxiliary contacts 5 NO, 6 NC (without current transformer and electronic trip unit)

Frame size	Rated current of breaker I <sub>n</sub> [A]	Type	Horizontal terminals		Vertical terminals		Pack.
			Ref. No.	kg	Ref. No.	kg	
10	630	MET637S1	758016	40	758017	43	1
10	800	MET800S1	758018	41	758019	44	1
10	1000	MET1007S1	758020	41	758021	46	1
10	1250	MET1257S1	758022	42	758023	48	1
20	1600	MET1607S1	758024	48	758025	58	1
20	2000	MET2007S1	758026	48	758027	58	1
30	2500	MET2507S1	758028	71	758029	85	1
40	3200	MET3207S1	758030	83	758031	102	1

### Disconnecting switches - Series MET07S1/S - 3 poles, 630 up to 3200 A 690 V/AC

**STANDARD RANGE**



3P

**Disconnecting switch**

equipped with:

- handoperated mechanism type X2
- 11 auxiliary contacts 5 NO, 6 NC (without current transformer and electronic trip unit)

Frame size	Rated current of breaker I <sub>n</sub> [A]	Type	Horizontal terminals		Vertical terminals		Pack.
			Ref. No.	kg	Ref. No.	kg	
10	630	MET637S1	759306	40	758471	43	1
10	800	MET800S1	759307	41	758473	44	1
10	1000	MET1007S1	758474	41	758475	46	1
10	1250	MET1257S1	758476	42	758477	48	1
20	1600	MET1607S1	758478	48	758479	58	1
20	2000	MET2007S1	759308	48	758481	58	1
30	2500	MET2507S1	759309	71	758483	85	1
40	3200	MET3207S1	758484	83	758485	103	1

## Order codes

### Disconnecting switches - Series MET07H - 3 poles, 630 up to 3200 A 500 V/AC

#### HIGH PERFORMANCE RANGE



**Disconnecting switch**  
equipped with:

- handoperated mechanism type X2
- 11 auxiliary contacts 5 NO, 6 NC (without current transformer and electronic trip unit)

Frame size	Rated current of breaker I <sub>n</sub> [A]	Type	Horizontal terminals		Vertical terminals		Pack.	
			Ref. No.	kg	Ref. No.	kg		
3P	10	630	MET637H	758036	40	758037	43	1
	10	800	MET800H	758038	41	758039	44	1
	10	1000	MET1007H	758040	41	758041	46	1
	10	1250	MET1257H	758042	42	758043	48	1
	20	1600	MET1607H	758044	48	758045	58	1
	20	2000	MET2007H	758046	48	758047	58	1
	30	2500	MET2507H	758048	71	758049	85	1
	40	3200	MET3207H	758050	83	758051	102	1

### Disconnecting switches - Series MET07H - 3 poles, 630 up to 3200 A 690 V/AC

#### HIGH PERFORMANCE RANGE



**Disconnecting switch**  
equipped with:

- handoperated mechanism type X2
- 11 auxiliary contacts 5 NO, 6 NC (without current transformer and electronic trip unit)

Frame size	Rated current of breaker I <sub>n</sub> [A]	Type	Horizontal terminals		Vertical terminals		Pack.	
			Ref. No.	kg	Ref. No.	kg		
3P	10	630	MET637H	758520	40	758521	43	1
	10	800	MET800H	758522	41	758523	44	1
	10	1000	MET1007H	758524	41	758525	46	1
	10	1250	MET1257H	758526	42	758527	48	1
	20	1600	MET1607H	758528	48	758529	58	1
	20	2000	MET2007H	758530	48	758531	58	1
	30	2500	MET2507H	758532	71	758533	85	1
	40	3200	MET3207H	758534	83	758535	102	1

## Order codes

## Disconnecting switches - Series MET07H/S - 3 poles, 630 up to 3200 A 1000 V/AC

HIGH PERFORMANCE RANGE  
STANDARD RANGE

3P

Disconnecting switch  
equipped with:

- handoperated mechanism type X2
- 11 auxiliary contacts 5 NO, 6 NC

(without current transformer and electronic trip unit)

Frame size	Rated current of switch lu [A]	Type	Horizontal terminals Heightened arc chute		Pack.
			Ref. No.	kg	
10	630	MET637H	784173	53	1
10	800	MET800H	784174	54	1
10	1000	MET1007H	784175	54	1
10	1250	MET1257H	784176	55	1
20	1600	MET1607H	784177	61	1
20	2000	MET2007H	784178	61	1
30	2500	MET2507H	784184	96	1
40	3200	MET3207H	784179	107	1

Disconnecting switches - Series MEGT07 - 1 pole<sup>(1)</sup> - 630 up to 3200 A 1500 V/DC

DC - RANGE

Disconnecting switch  
equipped with:

- handoperated mechanism type X2
- 11 auxiliary contacts 5 NO, 6 NC

(without external overcurrent release, shunt trip 230V AC)

Frame size	Rated current of switch lu [A]	Type	Horizontal terminals		Horizontal terminals		Pack.
			Ref. No. Up to 1200V	kg Up to 1200V	Ref. No. Up to 1500V	kg Up to 1500V	
10	1250	MEGT1257	784144	43	784152	49	1
20	2000	MEGT2007	784145	49	784153	55	1
40	3200	MEGT3207	784146	84	784154	96	1
10	3200	MEGT3207/10	784147	84	-	-	1

(1) Multiple pole types for DC 1200V on request.

## Accessories

### Electronic trip unit type bse ...rms for AC



	Type bse 3-x rms	Auxiliary Voltage	Aux. Switches	Cat. No.
3P	bse 3-3 rms-24D	24V DC	5NO+5NC	bse3-3 rms-24D-XX
	bse 3-3 rms-125A	60-125V AC	5NO+5NC	bse3-3 rms-125A-XX
	bse 3-3 rms-230A	125-230V AC	5NO+5NC	bse3-3 rms-230A-XX
	bse 3-4 rms-24D	24V DC	4NO+4NC	bse3-4 rms-24D-XX

### Selection code for Cat. No. suffix bse... -XX

Frame size	Current transformer	3-pole bse 3-x rms
10	250A	02
10	400A	04
10	630A	06
10	800A	08
10	1000A	10
10	1250A	12
20	1600A	16
20	2000A	20
30	2500A	25
40	3200A	32

### Settings

	<b>Overload channel b</b>		
bse 3-3 and 3-4	lb = 0.40 ... 1x lct lb = 0.45 ... 1x lct		
	<b>Short-circuit channel s</b>	<b>Short-circuit channel k</b>	<b>Short-circuit channel k</b>
lct = 250 to 1250A	ls = 1.5 ... 14 x lct	lk = 4 ... 18 x lct	lk = 18 x lct
lct = 1600 to 2500A	ls = 1.5 ... 8 x lct	lk = 4 ... 10 x lct	lk = 10 x lct
lct = 3200A	ls = 1.5 ... 5 x lct	lk = 4 ... 7 x lct	lk = 7 x lct
	<b>Earth fault channel g</b>		
lct = 250 - 6400A tg = 100 - 300ms	lg = 0.2 ... 0.8 x lct		
	<b>Short time delay for short-circuit channel s</b>		
	ts = 30 - 300ms		

## Accessories

### Functions of the electronic trip units type bse ... rms


Type	bse 3-3 rms	bse 3-4 rms
<b>b-Channel adjustable</b>	•	•
Long time delay adjustable within 5...40 sec	•	•
Contact for indication TRIPPED	•	•
<b>s-Channel adjustable</b>	•	•
Time delay adjustable	•	•
Contact for indication TRIPPED	•	•
Contact for immediate indication of s-channel threshold	•	•
<b>k-Channel (ON/OFF)</b>	•	•
Setting fixed	•	•
Contact for indication TRIPPED	•	•
<b>g-Channel (Earth fault) (ON/OFF)</b>	–	•
Time delay adjustable	–	•
Contact for indication TRIPPED	–	•
<b>Indications</b>		
<b>b-Channel</b> with LED indication and contact (1 NO) for indication TRIPPED	•	•
<b>s-Channel</b> with LED indication and contact (1 NO) for indication TRIPPED	•	•
<b>k-Channel</b> with LED indication and contact (1 NO) for indication TRIPPED	•	•
<b>g-Channel</b> with LED indication and contact (1NO) for indication TRIPPED	–	•
Anti-pumping device		
RESET button	•	•
<b>Auxiliary voltage 24 V DC ± 15%</b>	•	•
<b>Test socket</b>	•	•



## Order codes

### Operating mechanism for Series ME and MET

DRIVES




Type	Description	Ref. No.	Pack.
<b>Type x2</b> Manual operated mechanism with storage operation by manual ON/OFF button		<b>Standard</b>	
<b>Type xv</b> Manual operated mechanism with storage, closing coil	42V, AC 50/60Hz	<b>758730</b>	1
	110V, AC 50/60Hz	<b>758731</b>	1
	220V, AC 50/60Hz	<b>758732</b>	1
	230V, AC 50/60Hz	<b>758733</b>	1
	240V, AC 50/60Hz	<b>758734</b>	1
	24V, DC	<b>758735</b>	1
	48V, DC	<b>758736</b>	1
	60V, DC	<b>758737</b>	1
	110V, DC	<b>758738</b>	1
	125V, DC	<b>758739</b>	1
	220V, DC	<b>758740</b>	1
<b>Type fv1</b> All type fv with automatic control unit Motor operated mechanism with storage Separate command for charging and closing	42V, AC 50/60Hz	<b>758741</b>	1
	110V, AC 50/60Hz	<b>758742</b>	1
	220V, AC 50/60Hz	<b>758743</b>	1
	230V, AC 50/60Hz	<b>758744</b>	1
	240V, AC 50/60Hz	<b>758745</b>	1
	24V, DC	<b>758746</b>	1
	48V, DC	<b>758747</b>	1
	60V, DC	<b>758748</b>	1
	110V, DC	<b>758749</b>	1
	125V, DC	<b>758750</b>	1
	220V, DC	<b>758751</b>	1
<b>Type fv2</b> Automatic charging after circuit breaker is opened	42V, AC 50/60Hz	<b>758752</b>	1
	110V, AC 50/60Hz	<b>758753</b>	1
	220V, AC 50/60Hz	<b>758754</b>	1
	230V, AC 50/60Hz	<b>758755</b>	1
	240V, AC 50/60Hz	<b>758756</b>	1
	24V, DC	<b>758757</b>	1
	48V, DC	<b>758758</b>	1
	60V, DC	<b>758759</b>	1
	110V, DC	<b>758760</b>	1
	125V, DC	<b>758761</b>	1
	220V, DC	<b>758762</b>	1
<b>Type fv3.1</b> Automatic charging after circuit breaker is closed, with manual first charging	42V, AC 50/60Hz	<b>758763</b>	1
	110V, AC 50/60Hz	<b>758764</b>	1
	220V, AC 50/60Hz	<b>758765</b>	1
	230V, AC 50/60Hz	<b>758766</b>	1
	240V, AC 50/60Hz	<b>758767</b>	1
	24V, DC	<b>758768</b>	1
	48V, DC	<b>758769</b>	1
	60V, DC	<b>758770</b>	1
	110V, DC	<b>758771</b>	1
	125V, DC	<b>758772</b>	1
	220V, DC	<b>758773</b>	1
<b>Type fv3.2</b> Automatic charging after circuit breaker is opened or closed, with automatic first charging	42V, AC 50/60Hz	<b>758774</b>	1
	110V, AC 50/60Hz	<b>758775</b>	1
	220V, AC 50/60Hz	<b>758776</b>	1
	230V, AC 50/60Hz	<b>758777</b>	1
	240V, AC 50/60Hz	<b>758778</b>	1
	24V, DC	<b>758779</b>	1
	48V, DC	<b>758780</b>	1
	60V, DC	<b>758781</b>	1
	110V, DC	<b>758782</b>	1
	125V, DC	<b>758783</b>	1
	220V, DC	<b>758784</b>	1
<b>Type fv4</b> Automatic closing when spring is charged	42V, AC 50/60Hz	<b>758785</b>	1
	110V, AC 50/60Hz	<b>758786</b>	1
	220V, AC 50/60Hz	<b>758787</b>	1
	230V, AC 50/60Hz	<b>758788</b>	1
	240V, AC 50/60Hz	<b>758789</b>	1
	24V, DC	<b>758790</b>	1
	48V, DC	<b>758791</b>	1
	60V, DC	<b>758792</b>	1
	110V, DC	<b>758793</b>	1
	125V, DC	<b>758794</b>	1
	220V, DC	<b>758795</b>	1

Accessories

K


## Order codes

## Accessories for Series ME and MET

AUXILIARY TRIPS		Type	Description	Ref. No.	Pack.	
	<b>Shunt trip type a</b>		42V, AC 50/60Hz	758818	1	
			110V, AC 50/60Hz	758819	1	
			220V, AC 50/60Hz	758820	1	
			230V, AC 50/60Hz	758821	1	
			240V, AC 50/60Hz	758822	1	
			24V, DC	758823	1	
			48V, DC	758824	1	
			60V, DC	758825	1	
			110V, DC	758826	1	
			125V, DC	758827	1	
			220V, DC	758828	1	
		<b>Undervoltage release type r</b>		42V, AC 50/60Hz	758829	1
				110V, AC 50/60Hz	758830	1
				220V, AC 50/60Hz	758831	1
	230V, AC 50/60Hz		758832	1		
	240V, AC 50/60Hz		758833	1		
	24V, DC		758834	1		
	48V, DC		758835	1		
	60V, DC		758836	1		
	110V, DC		758837	1		
	125V, DC		758838	1		
	220V, DC	758839	1			
<b>ACCESSORIES FOR AUXILIARY TRIPS</b>		<b>Time delay unit type c</b> For undervoltage trip (undervoltage trip "r" 220V DC required) Rated operating voltage:	AC 50/60Hz, 220...240V, 220V DC	758843	1	
<b>INDICATION SWITCHES</b>		Type	Kg	Ref. No.	Pack.	
	<b>Indication switch type m3</b> "Spring energy system charged" for hand operated mechanism. With motor operated mechanism and automatic control unit indication always supplied, not available with microswitch controlled mechanism	0.15	758851	1		
	<b>Indication switch type m4</b> "Breaker ready for closure". Indication: Breaker OFF, spring energy system charged, undervoltage trip if available energised for hand and motor operated mechanism, standard with microswitch controlled mechanism.	0.15	758852	1		
<b>LOCKING FACILITIES</b>		<b>Type y1</b> ON and OFF push-button locked key removable in both positions	-	758853	1	
	<b>Type y2</b> ON push-button locked key removable in both positions	-	758854	1		
	<b>Type y3</b> ON push-button locked key removable in both positions	-	On request	1		
	<b>Type y7</b> ON and OFF push-button locked key removable when locked	-	758855	1		
	<b>Type y8</b> ON push-button locked key removable when locked	-	758856	1		
	<b>Type y9</b> ON push-button locked key removable when locked	-	On request	1		
	<b>Type y4</b> ON and OFF push-button locked	-	758857	1		
	<b>Type y5</b> ON push-button locked	-	758858	1		
	<b>Type y6</b> ON push-button locked	-	On request	1		
	Protection against unauthorized actuation of ON and OFF push-button	-	758859	1		
<b>ACCESSORIES</b>		<b>Clear cover for trip unit type k</b> For trip unit bse	-	564243	1	
	<b>Door adjustment frame type ü</b> Compensation of tolerances between door cutout and front cover	-	758860	1		
	<b>Sealing kit type d</b> Mounting kit to achieve IP54 in door cutout, for pumping handle and trip unit cover	-	758861	1		
	<b>Door interlock type q</b> Prevents opening of door when circuit breaker is closed (fixed version only)	0.3	758862	1		
	<b>Angular spacer type AW</b> For rear mounting in combination with vertical termination (2 pieces required)	-	758863	1		
	<b>Bowden wire interlock type g1</b> Mounting kit for mechanical interlock of 2 circuit breakers (fixed version), supplementary provide electrical interlock	-	758864	1		
	<b>Ceramic inserts</b> For arc chutes to reduce clearance distances (only for range S1 and H 500V)	-	758840	1		
	Frame sizes 10 ... 30	-	758841	1		
	Frame size 40	-	758841	1		

## Order codes

### Withdrawable technique - Cradles for Series ME & MET, 3 poles

Conversion kit for circuit breaker	Cradle for circuit breaker type	Cradle type	Shortcircuit capacity kA	Termination	kg	Ref. No.	Pack.
	ME637 to ME1257				1	758296	1
	ME1607 to ME3207				1	759547	1
 <p>3P</p> <p>Cradle provided with personnel protection by positively activated shutter, positive mechanical indication of functional position of breaker.</p> <p>ME637 to 3207: Integrated telescopic extension rails, padlocking facility against insertion of cranking handle, 3 socket connectors = 48 contacts for control circuit connection. In version "v" and "k" the terminals are accessible from the front.</p>	ME637 to 1007 S1	T10v1	105	Upper and lower vertical	40	759305	1
	ME637 to 1257 H,S1	T10v2	176	Upper and lower vertical	40	758241	1
	ME1607 H, S1	T20v1	220	Upper and lower vertical	47	758242	1
	ME2007 H, S1	T20v2	220	Upper and lower vertical	47	758243	1
	ME2507 H, S1	T30v	220	Upper and lower vertical	55	758244	1
	ME3207 H, S1	T40v	220	Upper and lower vertical	80	758245	1
	ME637 to 1007 S1	T10w1	105	Upper and lower horizontal	40	758250	1
	ME637 to 1257 H,S1	T10w2	176	Upper and lower horizontal	40	758251	1
	ME1607 H, S1	T20w1	220	Upper and lower horizontal	47	758252	1
	ME2007 H, S1	T20w2	220	Upper and lower horizontal	47	758253	1
	ME2507 H, S1	T30w	220	Upper and lower horizontal	55	758254	1
	ME3207 H, S1	T40w	220	Upper and lower horizontal	80	758255	1
	ME637 to 1007 S1	T10k1	105	Upper horizontal, lower vertical	40	758260	1
	ME637 to 1257 H,S1	T10k2	176	Upper horizontal, lower vertical	40	758261	1
	ME1607 H, S1	T20k1	220	Upper horizontal, lower vertical	47	758262	1
	ME2007 H, S1	T20k2	220	Upper horizontal, lower vertical	47	758263	1
	ME2507 H, S1	T30k	220	Upper horizontal, lower vertical	55	758264	1
	ME3207 H, S1	T40k	220	Upper horizontal, lower vertical	80	758265	1

### Withdrawable technique - Accessories for cradle

#### POSITION INDICATION SWITCH

Description	Ref. No.	Pack.
<b>Alternatively for indication of disconnected-, test- and connected position</b>		
Frame sizes 10...40		
1 switch 1 CO	758302	1
2 switches 2 CO	758303	1
3 switches 3 CO	758304	1
4 switches 4 CO	759549	1
5 switches 5 CO	759306	1
6 switches 6 CO	759550	1

#### DOOR INTERLOCKS

Prevents door opening when circuit breaker is in ON and TEST position		
Description	Ref. No.	Pack.
Frame sizes 10...40		
Type Ily		
Door (hinged left side) defeatable	758308	1
Type Iln		
Door (hinged left side) not defeatable	758309	1
Type Iry		
Door (hinged right side) defeatable	758310	1
Type Irm		
Door (hinged right side) not defeatable	758311	1

#### LOCKING FACILITY TYPE WL

Cradle provided with cylindrical lock against insertion of cranking handle	758312	1
Frame sizes 10...40		

#### LOCKING FACILITY TYPE WE

Mechanical interlock against insertion of cranking handle when circuit breaker is in ON position	758313	1
Frame sizes 10...40		

### Withdrawable technique - Accessories for circuit breaker

#### BOWDEN WIRE INTERLOCK TYPE G2

Description	Ref. No.	Pack.
Mounting kit for mechanical interlock of 2 circuit breakers		
Supplementary provide an electrical interlock		
Frame size 10...40	758314	1

## Order codes

## Replacement parts

	Description	Suitable for circuit breaker	kg	Ref. No.	Sets per pole	
Contacts	Set of main contacts <sup>(1)</sup>	ME637 to 1257 H, S1	1.5	750351	1	
		ME1607 to 2507 H, S1	2.1	750352	1	
		ME2507 H, S1	2.9	750353	1	
		ME3207 H, S1	4.2	750352	2	
	Set of arcing contacts <sup>(1)</sup> applicable up to 690V AC and 750 V DC	ME637 to 1257 H, S1	0.2	758350	1	
		ME1607 to 2507 H, S1	0.2	758350	2	
		ME3207 H, S1	0.2	758350	4	
	Set of arcing contacts <sup>(1)</sup> applicable up to 1000V AC 1200V/1500V DC	ME637 to ME1257H, MEG1257		Please refer to spare part catalogue	1	
		ME1607 to ME2007H, MEG2007			1	
		ME3207H, MEG3207			2	
	Arc chutes	Arc chute without ceramic inserts, applicable up to 500V AC	ME637 to 1257 H, S1	2.4	760608	1
			ME1607 to 2007 H, S1	2.6	760609	1
ME2507 H, S1			3.7	760610	1	
ME3207 H, S1			2.6	760609	2	
Arc chute with ceramic inserts, applicable up to 690V AC		ME637 to 1257 H, S1	2.6	760575	1	
		ME1607 to 2007 H, S1	2.8	760576	1	
		ME2507 H, S1	3.9	760577	1	
		ME3207 H, S1	2.8	760576	2	
Arc chute adaptor applicable up to 1000V AC, 1200V/1500V DC		ME637 to ME1257H, MEG1257		Please refer to spare part catalogue	1	
		ME1607 to ME2007H, MEG2007			1	
		ME3207H, MEG3207			2	
		ME4007S, MEG4007			3	
		MEG5007			4	
Arc chute heightend applicable up to 1000V AC, 1200V/1500V DC		ME637 to ME1257H, MEG1257		Please refer to spare part catalogue	1	
		ME1607 to ME2007H, MEG2007			1	
		ME3207H, MEG3207			2	

(1) Set consists all fitting parts, e.g. fixed and movable contacts, contact springs and screws