



Reconnection relays

RCCBs EN/IEC 61008-1

Type A 

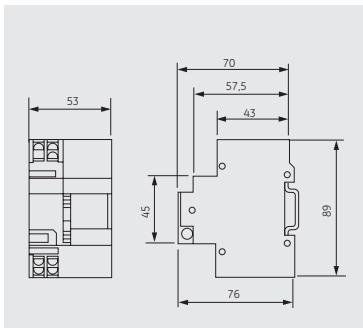
Type S 

TeleREC

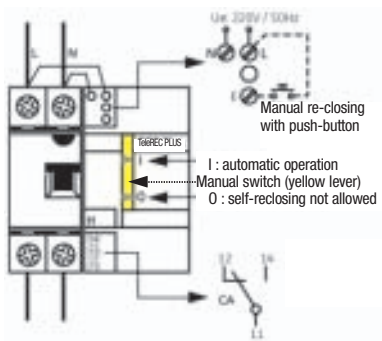
Applications



Dimensional drawings



Electrical diagram



Performance


Dimensions	3 modules
Unom.	(Vac) 220/240
Frequency	(Hz) 50-60
Reclose attempts	6
Time intervals between re-close attempts	(sec) 10, 20, 30, 60, 120, 600
Security lock	Yellow safety lever
Status indication	Through voltage free output (Imax.) 2A (250V or 24Vdc) (Imin.) 20mA
Manual reclosing	Through external reset push-button

Characteristics



Status indicator

The yellow lever clearly indicates the status of the TeleREC.
In position 1 the relay is ready to work, in position 0 the relay is blocked both electrically and mechanically.



Easy connection

The RCCB toggle slides easily into the toggle actuator of the relay.



One fits all

Both 2 modules and 4 modules RCCBs can be connected to the reconnection relay TeleREC.